

# Invisible Suns

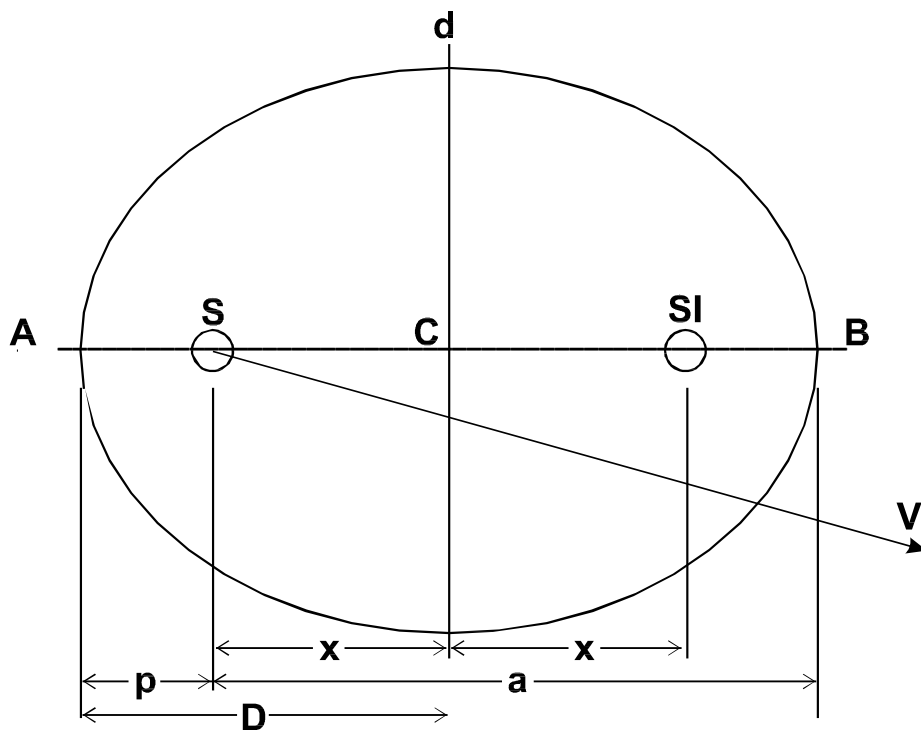
Wrongly called "black suns", in reality:

## LORDS OF THE OCCULT

These Suns are of interest on the astrological level to the esoteric student. To understand better, we should review some points of astronomy:

### Planetary Orbits

Planets do not turn in a circle in their rotation around the sun, but follow a course named ellipse. If planets travelled in a circle (which is almost the case for Venus), the question of Invisible Suns would not exist because a circle has one center, while an ellipse has a center and two foci. As far as planets are concerned, one of these two foci is occupied by the Invisible Sun (SI).



### Plot the ellipse

It is not possible to draw an exact ellipse with a compass. The only possible method uses a string (see diagram above).

Place a nail in **S** (Sun) and another in **SI** (Invisible Sun). These points are the foci of the future ellipse. Attach a string to the nails. For length, see the bottom of the diagram (the length of  $p$  plus  $a$ ). Using a pencil, pull the string taut towards **d**. Trace the top of the ellipse by moving the pencil whilst keeping the string stretched. Do the same for the bottom half.

Geometrically, this shows that for each point of the ellipse, the sum of the distances to the two foci is constant. Equally true, during the course of the planet, the sum: distance of the planet to the visible Sun + distance of the planet to the Invisible Sun is constant. There are variations only in the ratio of invisible energy to visible energy.

The line **AB** is called major axis of the ellipse. Symmetrically to the center **C** are the **S** and **SI** foci. The line through **Cd** is said to be the minor axis of the ellipse. Astronomy treaties generally give half the length of these useful axes to locate the Invisible Sun.

For all planets, the Sun is the focal point **S**. Astronomers know about **S** but ignore the **SI** focal point. For them, there is nothing in this second focal point. For esotericism, the second focal point is the seat of the Invisible Sun.

### **Position of the planet**

If the planet is in **A**, it is at perihelion, or closest to the visible Sun and farther from the Invisible Sun, which, again, is dwarfed by the visible Sun.

If the planet is in **B**, it is at aphelion, or closest to the Invisible Sun and farthest from the visible Sun. It is likely that some of the visible Sun energies are at that moment eclipsed.

### **Search for the position of the Invisible Suns in the sky**

To achieve this, you must:

1. Know the distance **S-SI**
2. Know the angle of the major axis of the ellipse **AB** of the planet with the line Sun-Vernal Point (**V**).

Two methods are applicable for the value of the distance **S-SI**.

- a) If the astronomical data table used gives the value of  $x$ , then  $S-SI = 2x$ .
- b) If the table gives the distances of aphelion ( $a$ ) and perihelion ( $p$ ), case presented in this article, then we have aphelion - perihelion = **S-SI**.

The table below shows the values for the planets Mercury, Venus, Earth, Mars, Jupiter, and Saturn.

### **Angle with the Vernal Point**

The table below gives the longitude of the perihelion. From there, we get the longitude of the Invisible Sun by the following simple calculation: **B** is the longitude of the perihelion; if **B** is smaller than  $180^\circ$ ,  $180^\circ$  is added; if **B** is greater than  $180^\circ$ ,  $180^\circ$  is subtracted  $^\circ$ .

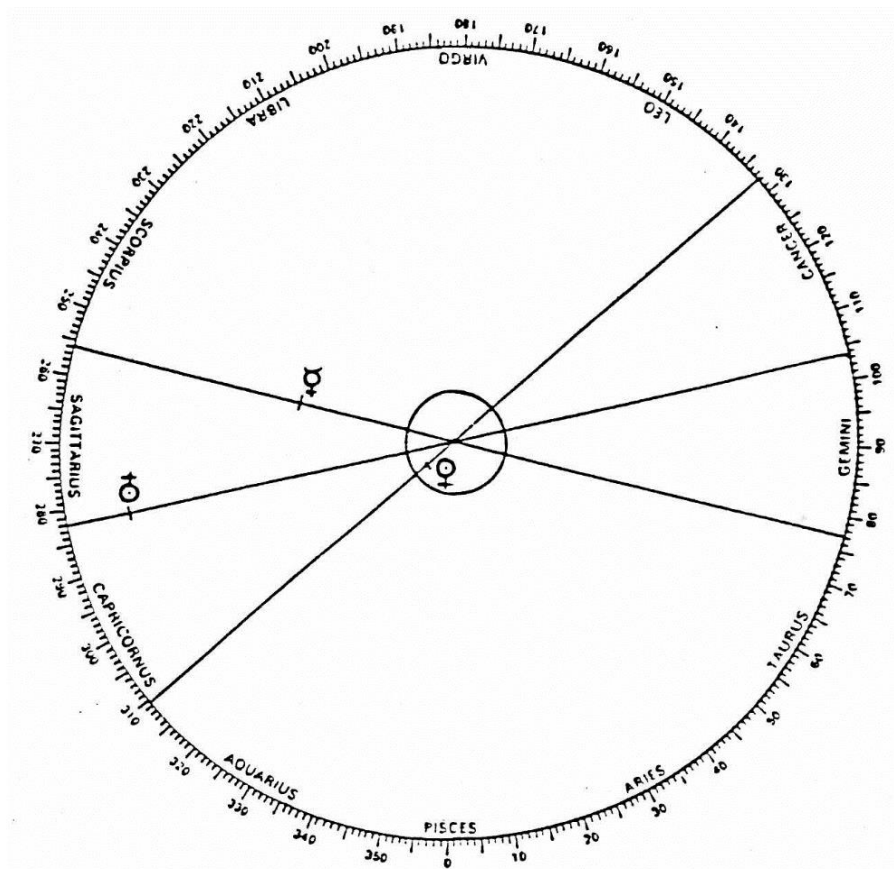
Planet	Aphelion (in km)	Perihelion (in km)	Distance S-SI (in km)	Longitude perihelion	Longitude SI
Mercury	69 860 000	46 040 000	23 820 000	76°	255°
Venus	108 850 000	107 370 000	1 480 000	131°	311°
Earth	152 070 000	147 070 000	5 000 000	102°	282°
Mars	249 120 000	206 560 000	42 560 000	335°	155°
Jupiter	815 800 000	740 480 000	75 320 000	13,4°	193°
Saturn	1 504 500 000	1 349 500 000	155 000 000	92°	272°

The table above provides all data needed to draw the chart of the Invisible Suns. It also shows that we will be forced, for reasons of scale, to draw two charts of the sky:

Chart 1 - The orbit of Earth, Mercury and Venus. Mercury and Venus are known as inner planets with orbits between the Sun and the Earth.

Chart 2 – The map of the outer planets whose orbits are beyond that of Earth: Mars, Jupiter, and Saturn.

### Inner planets chart of the sky (Mercury, Venus and Earth)



In the center, the circle of the Sun (radius of 695 000 km).

For Mercury, **S-SI** = 23,820,000 km.

Longitude of the Sun from Mercury 255.6 degrees If the orbit of Mercury was drawn to scale on this chart, its radius would be about 20 times the distance from the Invisible Sun of Mercury to the Sun.

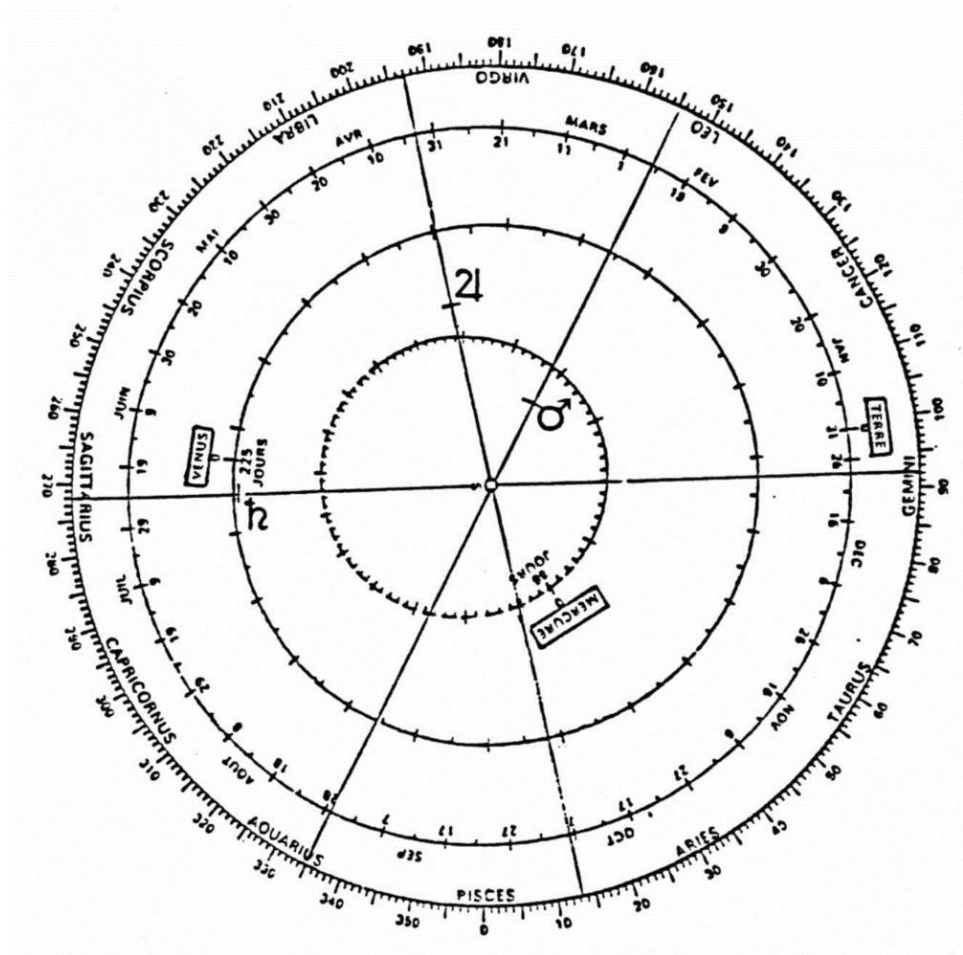
For Venus, **S-SI** = 1,480,000 km.

Longitude: 311 degrees

The Invisible Sun of Venus is included in the visible sun. This is perhaps the symbol of the union of Venusian love and Universal Solar Love.

For Earth, **S-SI** = about 5 million km. Longitude: 282 degrees

### Invisible Suns of External planets chart with orbits of Inner planets



**For Mars, S-SI = 42,560,000 km.**

Longitude: 155 degrees

The Invisible Sun is located inside and close to the orbit of Mercury.

**For Jupiter, S-SI = 75,320,000 km.**

Longitude: 193.5 degrees

The Invisible Sun is situated between the Mercury orbit and Venus orbit.

**For Saturn S-IF = 155 million km.**

Longitude: 272 degrees

The Invisible Sun is nearly on the orbit of Venus.

### **Effects of Invisible Suns**

The visible Sun gives material energies.

The Invisible Sun provides spiritual, occult energies.

The Invisible Suns move neither relative to the visible Sun nor function of the Vernal Point; they are fixed.

Each Invisible Sun acts on its respective planet.

Each Invisible Sun acts on other planets.

Each Invisible Sun receives the influences of various planets of the solar system

### **1. Action of the Invisible Sun on its planet**

Each planet receives maximum material energy at perihelion, the Invisible Sun being eclipsed by the visible Sun.

At aphelion (near the Invisible Sun), spiritual energies will be maximum.

The duration of the cycle, for each planet, has the following values:

- Mercury      88 days
- Venus        225 days
- Earth        365 days
- March        1 year + 321 days
- Jupiter      11 years + 314 days
- Saturn      29 years + 166 days.

### **2. Each Invisible Sun acts on other planets**

For each planet, this action cycle will be of the same duration as the previous cycle in its 360 degree course around the Sun. Thus, for the Earth, there will be a conjunction and opposition to each Invisible Sun in the sidereal year.

### 3. Each Invisible Sun receives the influences of various planets of the solar system

These influences modulate its effects, especially when the orbit of the planet is closest to the Invisible Sun.

Examples:

The Invisible Sun of Mars will receive a mercurial influence for a duration of 88 days.

The Invisible Sun of Jupiter will receive a double influence: Mercury with an 88-day cycle; Venus with a 225-day cycle.

The Invisible Sun of Saturn will receive a strong Venusian influence with a cycle of 225 days. There will also be a strong influence on Earth, with a cycle of 365 days.

Other such influences will be much weaker.

The influences of various Invisible Suns on Earth are not equal, and in descending order we have: Saturn, Jupiter, Mars, Mercury, and Venus.

#### Invisible Suns influence on Earth during the year

Invisible Sun	Maximum	Minimum
Earth	July	January
Mercury	May-June	December
Venus	July-August	January-February
Mars	End of February	End of August
Jupiter	Early April	Early October
Saturn	End of June	End of December

Jean DUBUIS

*Note: Regarding the Invisible Sun, two chapters are dedicated to this subject in the Experience of Eternity (see lessons).*